

YOUTH



LEVEL 1

BIBLE

LESSONS



LESSON 2



Adam and Eve

ADAM AND EVE



God put the first man, Adam, in a beautiful garden called Eden. He told Adam to keep it looking pretty. God told Adam to name all the animals he had made. After Adam named all the animals he was still lonely. He had no one to talk to.

So God made Adam go into a deep sleep. While he was asleep God took one of Adam's ribs and made a woman from it. He called her Eve. Now Adam had a wife and someone to talk to.

God made two special trees in the garden. One was called the Tree of Life and the other was called the Tree of the Knowledge of Good and Evil. God told Adam if he ate of the Tree of Life he could live forever. The only tree God told Adam not to eat of was the Tree of the Knowledge of Good and Evil. God told Adam if he ate of this tree he would die. This didn't mean he would die right then, but that he wouldn't live forever. But Satan came along and told Eve that God had lied. He said they wouldn't really die if they ate of the Tree of Knowledge of Good and Evil. He said they would be like God, able to know right from wrong. But Satan lied.


From that time on, Satan has made people think wrong is right and right is wrong. When Adam and Eve ate of the Tree of the Knowledge of Good and Evil, God knew they would be unhappy. He told them that they would have to leave the beautiful Garden. Now they would have to work hard for their food. God put angels and a flaming sword at the Garden gate so Adam and Eve could not come back. He did not want them to eat of the Tree of Life and live forever in unhappiness believing those wrong thoughts that Satan had put in their minds.

Parents: After reading this to your child you may want to prompt a discussion with some of these questions: Which tree did God tell Adam and Eve not to eat from? Did God mean they would die the minute they ate of the tree? Did Satan tell the truth? What lie did Satan tell Adam and Eve? What tree should they have eaten of? Why did God have to drive them out of the Garden?




Adam and Eve lived in the Garden.

Parents: Explain that even though Adam had all the animals around him, he was still lonely. So God made a woman he could talk to and be his wife.





Adam named all the animals.

Parents: Have your child color the picture of Adam naming the animals. Explain that the names we know the animals as today are not the names Adam originally gave them, because he spoke a different language.



**One of the animals Adam named
was a duck.**

Parents: Ask your child if ducks are clean to eat. What sound does a duck make? Where do they live?





Color the bee and the goat.

Parents: Ask your child what foods we get from each animal. What sounds do they make?




This animal is called a squirrel.
He eats acorns.

Parents: Ask your child these questions: For which season does a squirrel store food? What color fur does a squirrel have? Where do squirrels live?




Adam gave these animals names, too.


Parents: Ask your child to identify these animals. Where do they live? What do they eat?



ANTELOPE




DEER



CHEETAH

Adam also named the antelope,
cheetah and deer.

Parents: Ask your child where these animals live. Which of these animals are very fast? Which is the fastest?



Color the giraffe and the hippo.

Parents: Ask your child these questions: How tall are giraffes? How do they drink? Are they clean to eat?


PASTOR GENERAL: HERBERT W. ARMSTRONG

Published by the Worldwide Church of God and
produced in cooperation with Imperial Schools.
Copyright © 1981. All rights reserved.

BIBLE MEMORY

Books of the
Old Testament

- | | | | |
|--------------|----------------|---------------|-------------------|
| 1. Genesis | 5. Deuteronomy | 9. I Samuel | 13. I Chronicles |
| 2. Exodus | 6. Joshua | 10. II Samuel | 14. II Chronicles |
| 3. Leviticus | 7. Judges | 11. I Kings | |
| 4. Numbers | 8. Ruth | 12. II Kings | |
-



Color the seal.