

YOUTH




BIBLE

LESSONS



LEVEL **3**

LESSON **10**



Lessons at Mount Sinai

LESSONS AT MOUNT SINAI

Moses told the Israelites that God had given him plans to build a Tabernacle. He instructed the people to bring gold, silver, precious stones and other valuables for use in building it.

“There is a need for skilled carpenters, weavers, metalworkers and other craftsmen who are willing to serve,” Moses said.

THE TABERNACLE IS BUILT

After Moses had finished speaking, the people went to their tents. Later, hundreds of men, women and children returned with gold and silver, jewelry, cloth, spices and oils. Moses was very pleased to see the people give so willingly and cheerfully.

For several days the Israelites brought materials for the Tabernacle. The people were so generous that they brought far more than was needed.

Soon the work began. Carpenters cut the wood to make boards, metalworkers shaped the gold and

silver and many of the women wove the beautiful cloth for the Tabernacle. Everyone was careful to do a good job.

The Israelites worked for about six months before the Tabernacle



was finished. At that time, Moses gathered the workers together and thanked them for their help in building the Tabernacle. He also asked God to bless them.

God is very pleased with us and will bless us if we obey Him and do the very best we can.


Moses was the first to enter the court of the Tabernacle. He anointed the different articles and utensils. Moses then brought Aaron and his sons into the court area and anointed them as priests.

When he had finished, the cloud which surrounded Mount Sinai moved down to cover the newly built Tabernacle.

AARON'S SONS REBEL

Aaron and his sons were to serve as priests at the Tabernacle. Twice each day they would sacrifice a healthy lamb or calf on the altar. This pictured the time when Christ would come and give His own life for the sins of all mankind.

One morning, Aaron's sons,



Nadab and Abihu, went to the Tabernacle. While there, they placed hot coals from a nearby fire into their censers. This was a careless mistake. They did not use the hot coals from the altar by the Tabernacle.

Then Nadab and Abihu made another mistake. They decided to take their censers into the Tabernacle. Slowly they walked through the curtained entrance.

While standing inside, they suddenly became fearful. They quickly turned to run outside. It was too late. Hissing blades of fire came from the inner room, striking them both dead.

Aaron arrived later to perform his priestly duties. He was shocked when he saw the lifeless bodies of his two sons.

Just then Moses arrived at the Tabernacle. He instructed Aaron not to show his sadness in front of the people. If he did, it would show that Aaron thought God was unjust.

Now, Eleazar and Ithamar, Aaron's other sons, would take over the duties of Nadab and Abihu.

Do You Remember?

1. What did God want the Israelites to build? _____.

2. What were some of the things the Israelites brought for building the Tabernacle? _____
_____.

3. Did the Israelites give willingly and cheerfully? _____.

4. How long did the Israelites work to build the Tabernacle? _____.

5. True or False. God wants us to do the very best we can.

6. Aaron and his sons were anointed by Moses to serve as _____ at the Tabernacle.

7. True or False. Nadab and Abihu obeyed God by taking hot coals from a nearby fire into the Tabernacle.

GOD GIVES LAWS OF HEALTH

After the deaths of Nadab and Abihu, God instructed Moses and Aaron about which meats are good to eat and which are not. In the Bible they are called clean or unclean. To keep us healthy, God wants us to eat good food.

Have you ever been to a zoo? If you have, you may have seen many different kinds of animals. Some of them may have been good for food. Others were not. That is because God made it that way!

You could wash some meats very

well, but they still would not be good for food. This is because God made some animals unfit to eat. Their meat could make us sick if we ate them. When we are sick, we cannot do the work God wants us to do.


God shows us in the Bible what to eat so we can be healthy. Before the Flood, Noah knew which animals could be eaten. God told him to take the animals into the ark by pairs—male and female.

Noah took seven pairs of each “clean” animal (ones that we can eat), and one pair of each “unclean” animal (ones we should not eat).

Why did Noah and his family take seven pairs of clean animals onto the ark? Write your answer on the lines below. _____

LAND ANIMALS

Color the animals pictured below. Then put a “C” beside those that are clean, and a “U” beside the unclean.



CLEAN AND UNCLEAN MEATS

God gave us two simple rules to know which animals are good to eat and which are not. These rules can be found in Leviticus 11 and Deuteronomy 14.

“You may eat any animal that has a parted hoof and chews a cud,” God said to Moses and Aaron.

What is a cud?

Have you ever seen a cow slowly chewing on something? It keeps chewing and chewing.

Cattle, along with other kinds of animals, do not take a long time to chew their food. They swallow it quickly.

Later, cattle will bring up bits of this swallowed food back from their stomachs. Then they will chew it again. This food is called cud.

God made the cow so that the food it eats takes a long time to digest. As it does, the parts of food that are not good for us are taken out. The best parts of the food go into its meat and milk.

What else must an animal have in order to be good to eat? It must have a divided or parted hoof.

Look at the picture of the cow’s hoof on page 5. You will see that it is divided or parted. Besides

chewing the cud, every clean animal must have a divided hoof.

Sheep are also clean animals. What do we get from sheep?

Other clean animals include the deer, goat and antelope. Can you name some others? You may want to ask your parents for help.

Unclean animals include an animal that many think is good to eat. But it is not! It does not chew a cud or have a divided hoof. It is the pig.

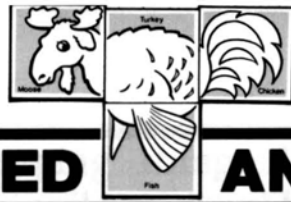
This is a dirty animal, rolling in mud and digesting its food in a very short time. A pig is dirty inside and out!

The reason an animal is unclean is that God never made it to be eaten in the first place! It was made for a different purpose.

The purpose of the pig is to help keep our surroundings clean. Other animals were created by God for their beauty. Some were made for work. Not all were made to be eaten.

Other unclean animals are the horse, rabbit, squirrel, monkey

(Continued on page 9)




SCRAMBLED ANIMAL GAME


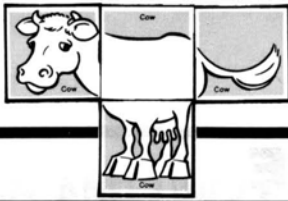
Object of the game Make an animal using the 24 different cut-out cards in this lesson. There are 12 different animals in all.

Setting up the game First, carefully cut out the cards along the lines. Then shuffle the cards and place them in a neat stack.

Making an animal The player who shuffled the cards now draws four cards from the top of the stack. He then tries to make a complete animal by using either side of the cards. If the player draws two or more of one body part (for example, two tails), he must keep one and put the other(s) at the bottom of the stack. The same player continues to draw until he has four different parts. He may have only four cards at a time

(Continued on page 8)





(head, body, legs and tail). Each player (moving around to the left) takes his turn drawing four cards. When everyone has four parts, play may begin.

Playing the game The first player draws one card from the top of the stack. He may trade it with one card in his hand or return it to the bottom of the stack. If he makes a trade, he must return the unused card to the bottom of the stack. Play then passes to the left and continues until one player makes an animal with all its own body parts (for example, a cow with a head, body, legs and tail).

Scoring Each time a player makes a clean animal, he scores two points. For each unclean animal he scores one point. The first person to reach three points is the winner.

and skunk. Creeping things like snakes, worms, snails and spiders are also unclean.

Can you name some other unclean animals? _____

God is our Creator. He knows what our bodies need to be healthy. That is why He has given us these laws of clean and unclean meats.

ANIMALS THAT LIVE IN WATER

God has also given us a way to know which animals that live in the water are good for food.

A clean fish, one that can be eaten, must have two things—fins and overlapping scales. If a fish does not have both of these, it should not be eaten.

On the lines below, make a list of some of the clean fish. _____

Did you know that we should not eat the big spiders of the sea? Do you know the name of these sea spiders? They are called c _ _ _ _.

Crabs have a big job to do. They, with lobsters and shrimp, serve as trash collectors of the oceans. They eat the bodies of dead

fish and other sea life.

Other unclean sea animals are the shark, whale, eel and octopus. Can you name some other unclean animals that live in or near the water? _____

CLEAN AND UNCLEAR BIRDS

In Leviticus 11, we find a list of the birds that are unclean. For the clean birds, the Bible mentions the quail, dove and pigeon.

If we look at the differences, we can learn which birds are clean and which are not.

A clean bird does not kill and eat other birds. It does not eat its food while flying. A clean bird also has a long middle front toe and back toe. And, it must also have a craw and a double-lined gizzard.

MIXED ANIMALS

Unscramble the names of each clean and unclean animal and write them on the lines below.

- | | |
|----------------|----------------|
| 1. EERD _____ | 6. IPG _____ |
| 2. WOC _____ | 7. BRAE _____ |
| 3. EEHSP _____ | 8. TAOG _____ |
| 4. NIOL _____ | 9. GORF _____ |
| 5. OSRHE _____ | 10. VODE _____ |

Clean birds include the chicken, quail, turkey, duck, goose and all songbirds. Can you list some others on the lines below? _____

crow, ostrich, owl and stork. The roadrunner, woodpecker, penguin and parrot are also not good to eat.

On the lines below, list some of the other unclean birds. _____


Do you know what the unclean birds are? Birds that are unclean do not have one or more of the characteristics of clean birds. Some of the unclean birds are the eagle,

God does not want us to eat these unclean birds.

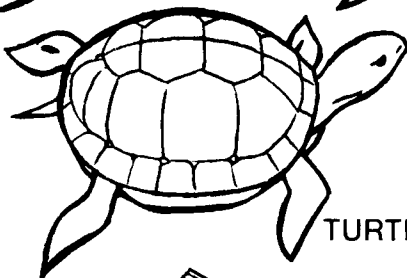
In our next lesson, we will learn more about the Israelites as they

WATER ANIMALS


Color the animals pictured below. Then put a "C" beside those that are clean, and a "U" beside the unclean.



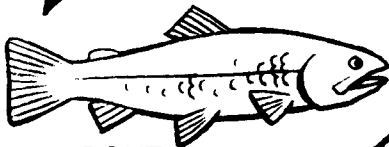
TUNA



TURTLE



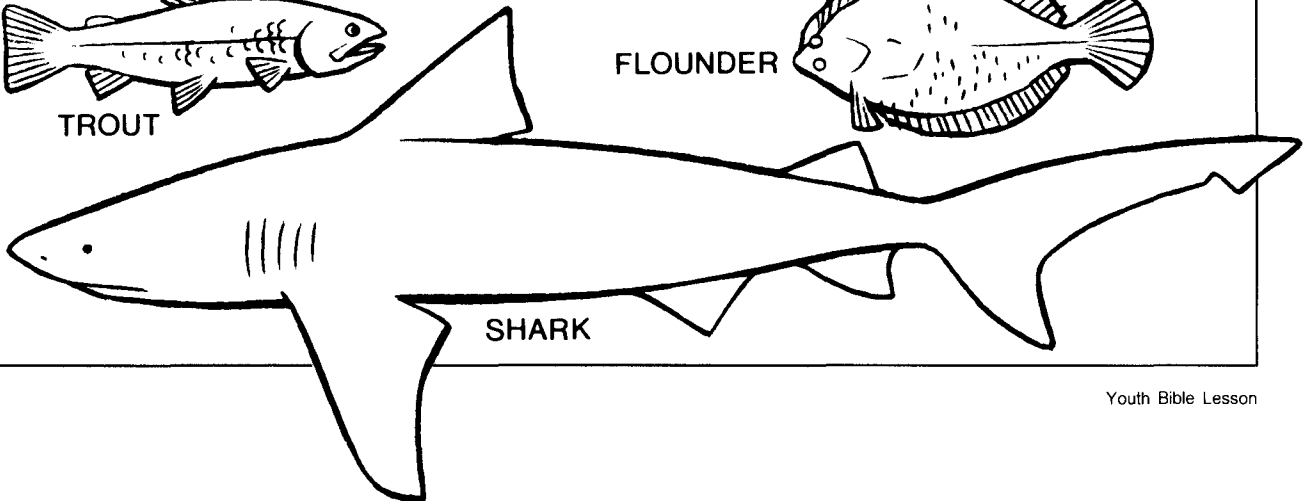
LOBSTER



TROUT



FLOUNDER



SHARK

wandered in the wilderness.

Question and Answer

1. Which birds would you find in your yard or on the farm?

2. Which would you see near the ocean or on a lake? _____






3. Which birds live in the desert?

4. What bird would you find at the South Pole? _____

5. How do birds help us and our surroundings? _____

BIRDS

Color the animals pictured below. Then put a "C" beside those that are clean, and a "U" beside the unclean.



FOUNDER: HERBERT W. ARMSTRONG (1892-1986)

PASTOR GENERAL: JOSEPH W. TKACH

Published by the Worldwide Church of God and
produced in cooperation with Imperial Schools.

Copyright © 1986. All rights reserved.







BIBLE MEMORY

Psalm 103:1-3

James 5:14-15

NAME THE ANIMALS

Match the animal with its name by writing the correct name from
the Word Bank below on the lines next to each picture.



Word Bank

Cow

Dog

Duck

Sheep

Chicken

Horse

Pig

Deer